

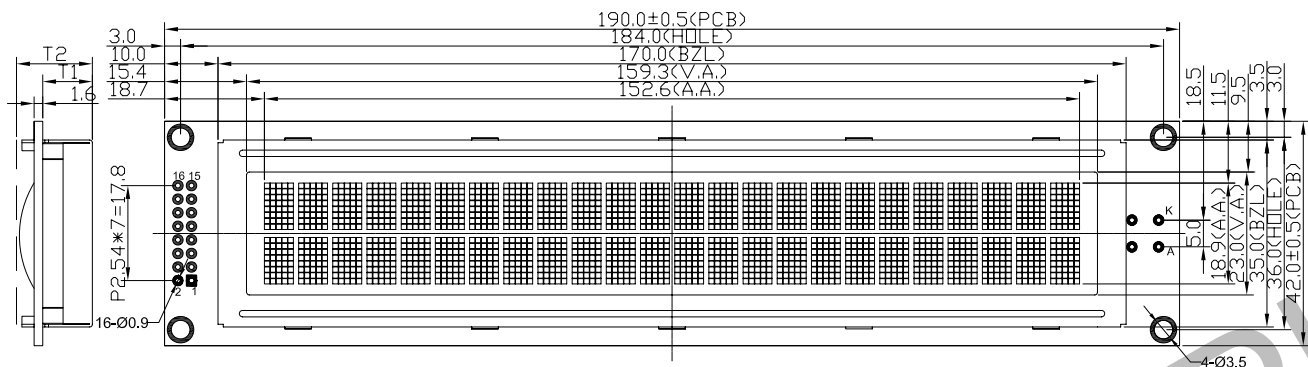
F

E

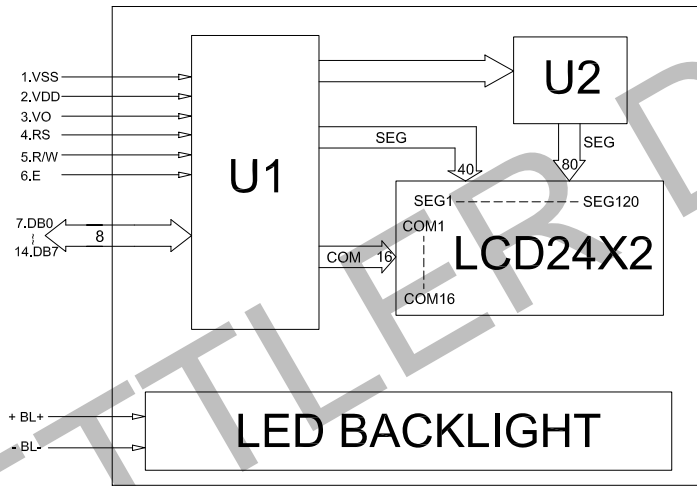
D

C

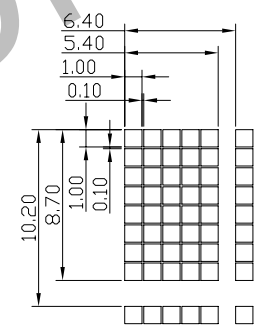
B



16	BL-
15	BL+
14	DB7
13	DB6
12	DB5
11	DB4
10	DB3
9	DB2
8	DB1
7	DB0
6	E
5	R/W
4	RS
3	V0
2	VDD(5V)
1	VSS
PIN	SYMBOL



ITEM	T1	T2
BACKLIGHT	9.3	14.2
WITHOUT BL	6.2	9.0



ITEM	SELECTABLE CONTENTS
DISPLAY MODE	STN YELLOW MODE
	STN GRAY MODE
	STN BLUE MODE
	FSTN
POLARIZER TYPE	REFLECTIVE
	TRANSFLECTIVE
	TRANSMISSIVE, POSITIVE
VIEWING DIRECTION	TRANSMISSIVE, NEGATIVE
	6 O'CLOCK
LED BACKLIGHT	12 O'CLOCK
	WHITE
	Y-G
	RED
	GREEN
	BLUE
	AMBER
TEMPERATURE RANGE	TRI-COLOR
	STANDARD TEMPERATURE
CHARACTER PATTERNS	WIDE TEMPERATURE
	ENGLISH-JAPANESE FONTS
	ENGLISH-EUROPEAN FONTS
	ENGLISH-RUSSIAN FONTS
	CYRILLIC FONTS
OPERATING VOLTAGE	HEBREW FONTS
	5V
	LCD DRIVING VOLTAGE 4.5V
LCD DRIVE METHOD	1/16 DUTY 1/5 BIAS
LCD DRIVE IC	ST7066U

NOTE:

1.The voltage of backlight is depended on the backlight color and the value of current-limiting resistance.

2.The operating voltage can be driven by 3.3v which is selectable.

THE PART NUMBER IN MASS PRODUCTION

- 1.GRAY OR Y-G STN, TRANSFLECTIVE LCD; Y-G BACKLIGHT; 6 O'CLOCK OR 12 O'CLOCK;
- 2.FSTN, TRANSFLECTIVE LCD; BLUE OR WHITE BACKLIGHT; 6 O'CLOCK OR 12 O'CLOCK;
- 3.Y-G STN, TRANSFLECTIVE LCD; WHITE BACKLIGHT; 6 O'CLOCK;
- 4.Y-G STN, TRANSMISSIVE LCD; Y-G BACKLIGHT; 6 O'CLOCK;
- 5.BLUE STN, TRANSMISSIVE NEGATIVE LCD; WHITE BACKLIGHT; 6 O'CLOCK OR 12 O'CLOCK;
- 6.GRAY OR Y-G STN, REFLECTIVE LCD; WITHOUT BACKLIGHT; 6 O'CLOCK OR 12 O'CLOCK;

UNIT	MM	TOLERANCE
		X.X = ±0.3
3RD ANGLE		X.XX = ±0.20
		ANG = -
SCALE:	1:1	
DRAWN:		
CHECKED:		
APPROVED:		

ZETTLER DISPLAYS

XIAMEN ZETTLER ELECTRONICS CO., LTD.

TITLE:	LCM		
MODEL NO:	ACM2402F SERIES	REV	A
PART NO:		SH NO	1/1

A

A