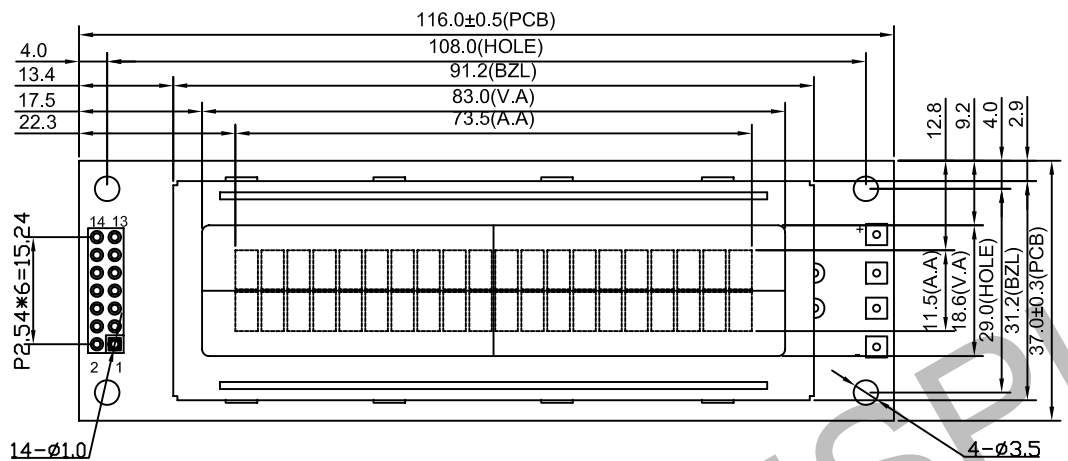
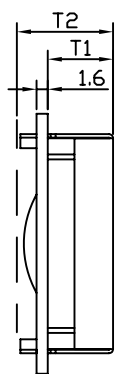
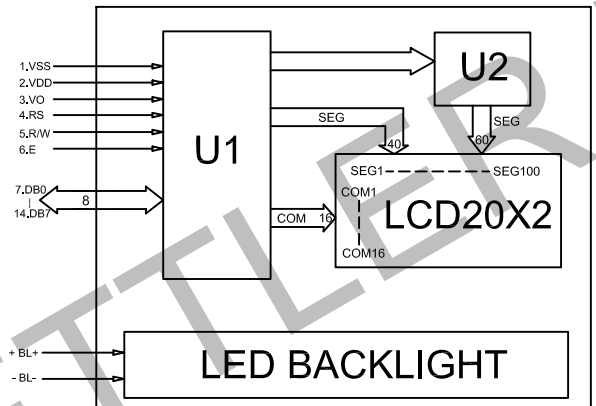


1 2 3 4 5 6 7 8

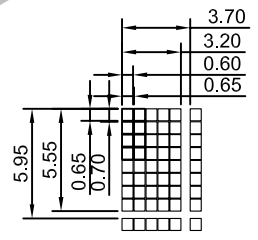
F
E
D
C
B
A



-	BL-
+	BL+
14	DB7
13	DB6
12	DB5
11	DB4
10	DB3
9	DB2
8	DB1
7	DB0
6	E
5	R/W
4	RS
3	V0
2	VDD(5V)
1	VSS
PIN	SYMBOL



ITEM	T1	T2
BACKLIGHT	9.3	13.7
WITHOUT BL	6.2	9.0



DISPLAY PATTERN

ITEM	SELECTABLE CONTENTS
DISPLAY MODE	STN YELLOW MODE
	STN GRAY MODE
	STN BLUE MODE
	FSTN
POLARIZER TYPE	REFLECTIVE
	TRANSFLECTIVE
	TRANSMISSIVE, POSITIVE
	TRANSMISSIVE, NEGATIVE
VIEWING DIRECTION	6 O'CLOCK
	12 O'CLOCK
LED BACKLIGHT	WHITE
	Y-G
	RED
	GREEN
	BLUE
	AMBER
	TRI-COLOR
TEMPERATURE RANGE	STANDARD TEMPERATURE
	WIDE TEMPERATURE
CHARACTER PATTERNS	ENGLISH-JAPANESE FONTS
	ENGLISH-EUROPEAN FONTS
	ENGLISH-RUSSIAN FONTS
	CYRILLIC FONTS
	HEBREW FONTS
OPERATING VOLTAGE	5V
LCD DRIVING VOLTAGE	4.5V
LCD DRIVE METHOD	1/16 DUTY 1/5 BIAS
LCD DRIVE IC	ST7066U

NOTE:
 1. The voltage of backlight is depended on the backlight color and the value of current-limiting resistance.
 2. The operating voltage can be driven by 3.3v which is selectable.

THE PART NUMBER IN MASS PRODUCTION

1. GRAY OR Y-G STN, TRANSFLECTIVE LCD; Y-G BACKLIGHT; 6 O'CLOCK OR 12 O'CLOCK;
2. FSTN, TRANSFLECTIVE LCD; BLUE OR WHITE BACKLIGHT; 6 O'CLOCK OR 12 O'CLOCK;
3. Y-G STN, TRANSFLECTIVE LCD; WHITE BACKLIGHT; 6 O'CLOCK;
4. Y-G STN, TRANSMISSIVE LCD; Y-G BACKLIGHT; 6 O'CLOCK;
5. BLUE STN, TRANSMISSIVE NEGATIVE LCD; WHITE BACKLIGHT; 6 O'CLOCK OR 12 O'CLOCK;
6. GRAY OR Y-G STN, REFLECTIVE LCD; WITHOUT BACKLIGHT; 6 O'CLOCK OR 12 O'CLOCK;

UNIT MM	TOLERANCE X.X = ±0.3 X.XX = ±0.20 ANG = -
3RD ANGLE 	
SCALE: 1:1	
DRAWN:	
CHECKED:	
APPROVED:	

ZETTLER DISPLAYS

XIAMEN ZETTLER ELECTRONICS CO., LTD.

TITLE: LCM	
MODEL NO: ACM2002D SERIES	REV A
PART NO:	SH NO 1/1

1 2 3 4 5 6 7 8